

Table of Contents

Lighting System Blueprints	2
Drama Room	2
<i>Lighting grid</i>	2
<i>House lights</i>	3
Stage and Cafeteria	4
<i>Stage and cafeteria grid</i>	4
<i>House lights</i>	5
Dimmer rack and grid	6
<i>Dimmer rack connections</i>	6
<i>Grid mounting and install</i>	7

Lighting System Blueprints

L'Amoreaux CI AV Crew Lighting System Blueprints

A common source of confusion at L'Am is how the outlets on the lighting grid are wired.

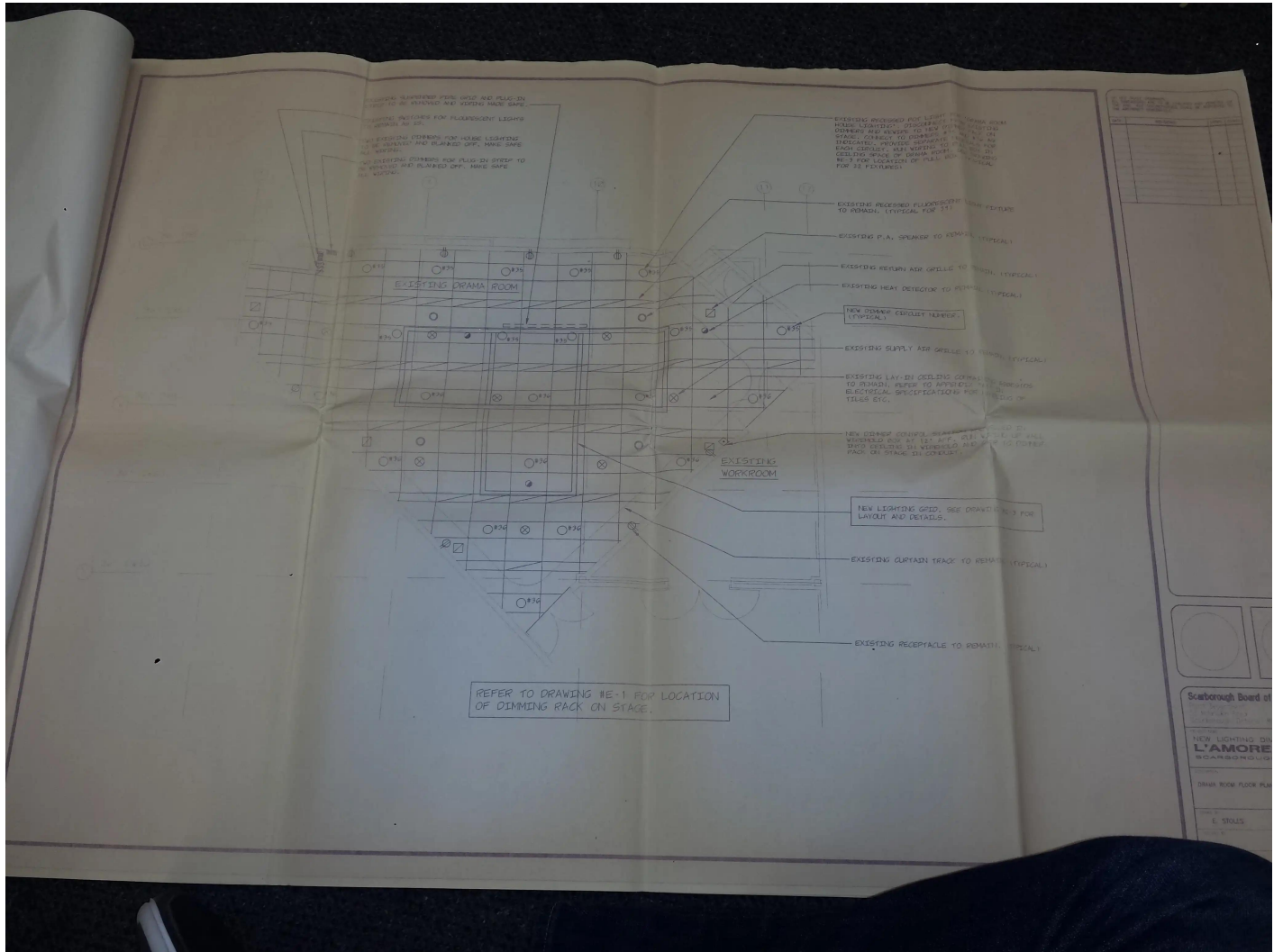
I have many pages I've taken photos of that detail this, however, thanks to Ms. Coniam, I also have pictures of the official blueprints that were used when wiring the grids. If you're not sure which dimmer goes to which outlets, this is the definitive source.

Huge thanks to Ms. Coniam for finding these in her office and letting us look at them. These are the only images I have, so while the quality is low, there isn't much else I can do. These are also the only wiring charts I have images of and have seen. There are numerous other interesting things hooked up at L'Am that I have some guesses but no documentation on how it works. Note that the market square is not in these images, as the new motorized bar was added much later.

Click on the images to enlarge them. If you'd like this page taken down, please let me know, and I'll remove it ASAP. EDIT: The images are now links, as otherwise, loading this page with 6 hi-res images getting transcoded to thumbnails literally times out and takes down my poor server with it., so I have to force you to load the images one by one.

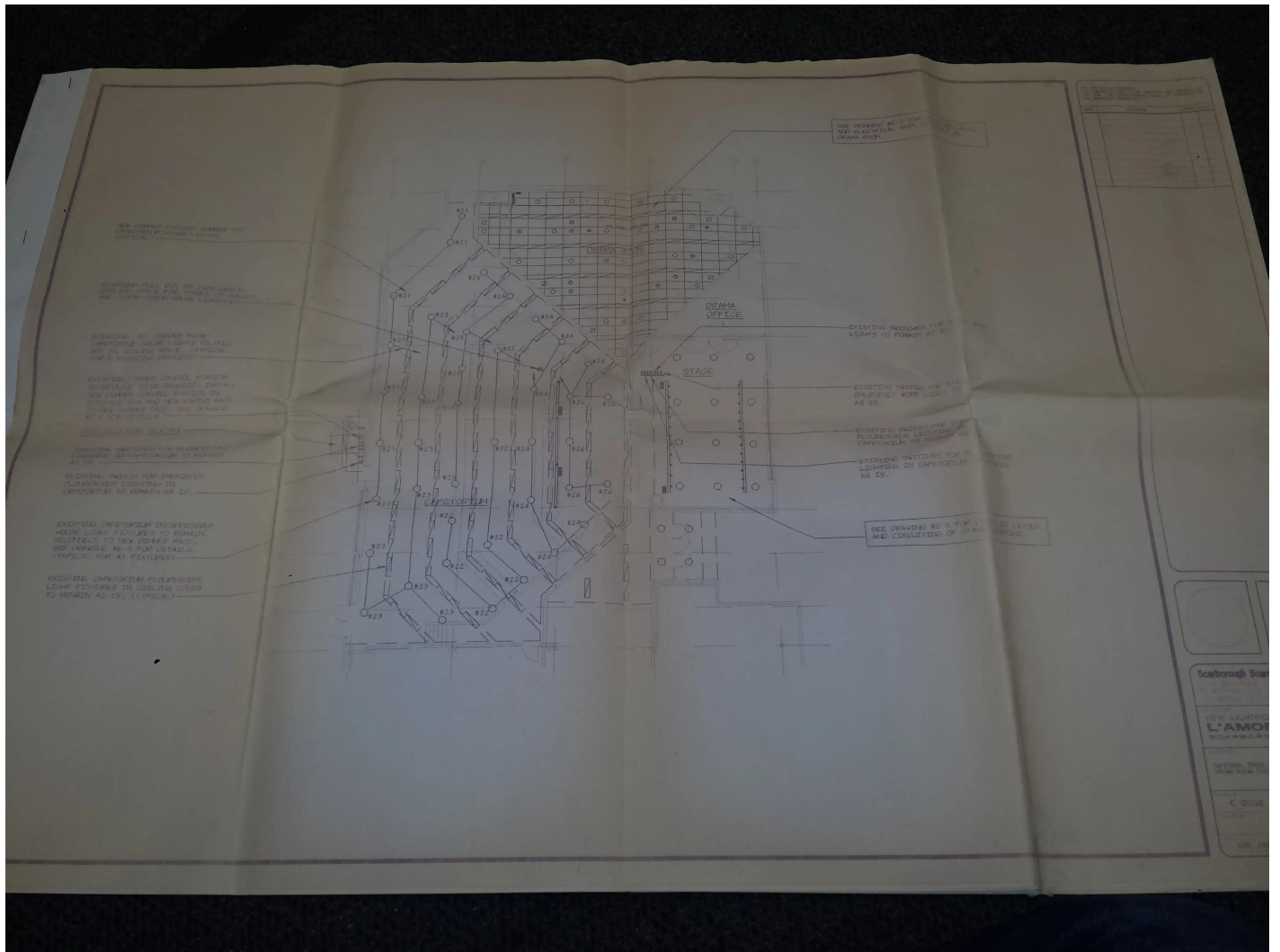
Drama Room

Lighting grid




Stage and Cafeteria

Stage and cafeteria grid

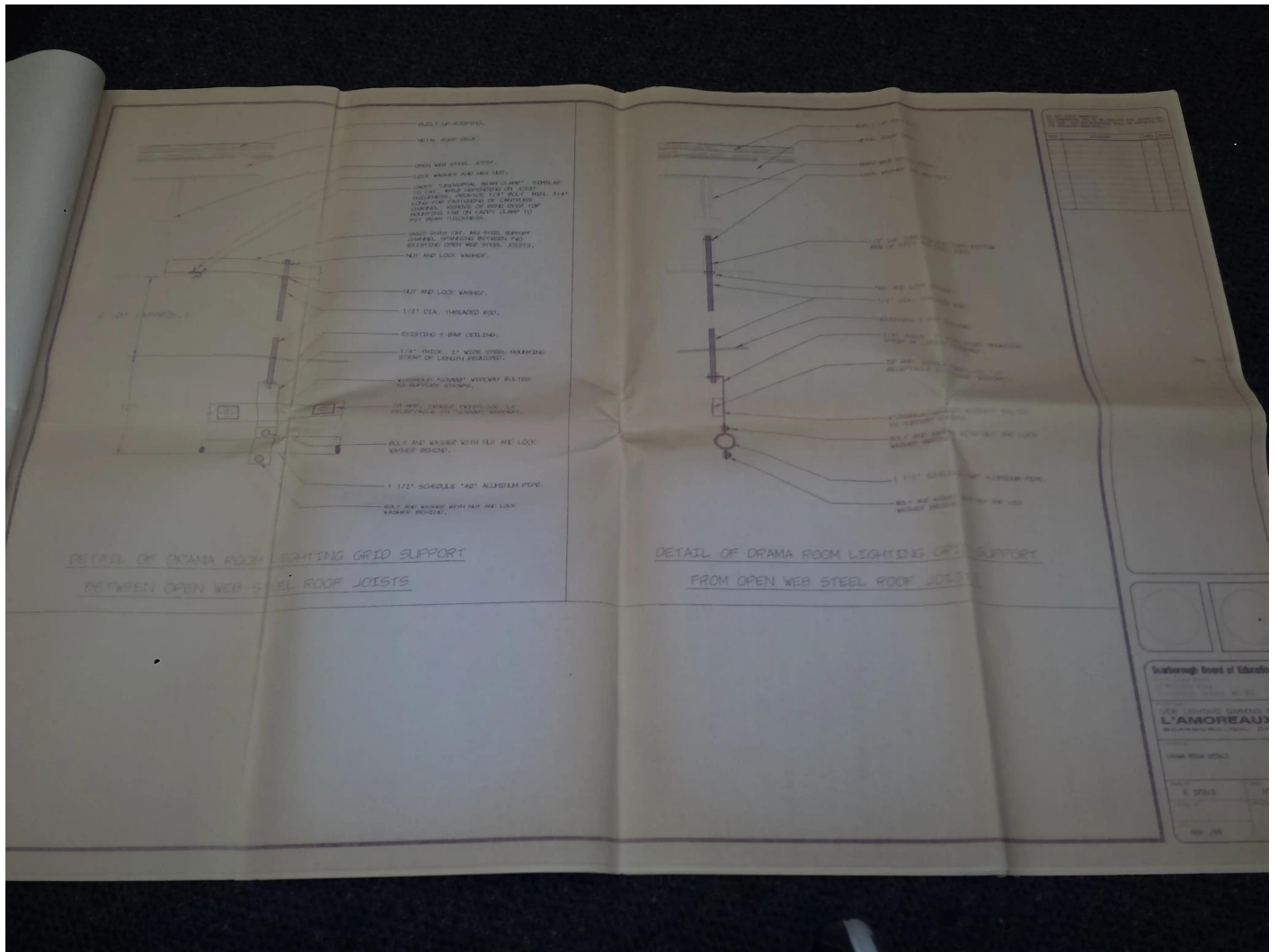


Dimmer rack and grid

Dimmer rack connections



Grid mounting and install



From:
<https://wiki.tonytascioglu.com/> - Tony Tascioglu Wiki

Permanent link:
https://wiki.tonytascioglu.com/lamoreaux/stagecrew/lighting_system_blueprints

Last update: **2022-04-06 22:06**

